

Course: CL1560 (67 students)

Batch 301018 (67 students): Session Autumn 06/7; Lecture Prof Brodersen

Responses received: 54 (81%)

RESULTS BY BATCH

Table 1: Responses to questions 1 to 17	Responses to question	Mean score	Disagree						Agree			
			-2		-1		0		1		2	
The quality of teaching and/or supervision												
1. The tutor(s) explained things well	54	0.9	0	0%	2	4%	14	26%	23	43%	15	28%
2. The tutor(s) made the subject interesting	54	0.7	2	4%	6	11%	14	26%	18	33%	14	26%
3. The tutor(s) provided opportunities to participate and ask questions	53	0.5	1	2%	5	9%	21	40%	17	32%	9	17%
The way the course was organised												
4. Information provided about the course was accurate	54	1.2	0	0%	2	4%	8	15%	20	37%	24	44%
5. The course was well organised and ran smoothly	54	0.9	0	0%	4	7%	9	17%	27	50%	14	26%
6. It was clear from the start what was expected of me	54	0.9	2	4%	2	4%	12	22%	22	41%	16	30%
7. I was generally given enough time to understand the things I had to learn	54	0.8	1	2%	6	11%	9	17%	25	46%	13	24%
8. The overall amount of work expected from me was realistic and appropriate	53	1.0	2	4%	3	6%	6	11%	24	45%	18	34%
The assessment on the course												
9. It was made clear to me what standard of work I was expected to achieve	54	0.6	1	2%	5	9%	17	31%	22	41%	9	17%
10. I received helpful feedback on my progress during the course	53	0.4	0	0%	8	15%	22	42%	16	30%	7	13%
Learning resources												
11. Materials given out before and during the course were helpful	54	0.9	0	0%	5	9%	12	22%	19	35%	18	33%
12. The library and computing resources were good enough for my needs	54	0.8	0	0%	2	4%	19	35%	23	43%	10	19%
13. The room(s) in which I was taught were satisfactory	54	0.8	1	2%	6	11%	11	20%	22	41%	14	26%
Overall satisfaction with the course												
14. The course was intellectually stimulating	54	1.1	0	0%	3	6%	11	20%	19	35%	21	39%
15. I was committed to the course and did the work which was expected of me	54	1.0	0	0%	3	6%	11	20%	22	41%	18	33%
16. Overall this was a good course	54	1.2	0	0%	0	0%	11	20%	19	35%	24	44%
Additional questions from the department												
17.	1	2.0	0	0%	0	0%	0	0%	0	0%	1	100%

Histogram showing the mean score for questions 1 to 17

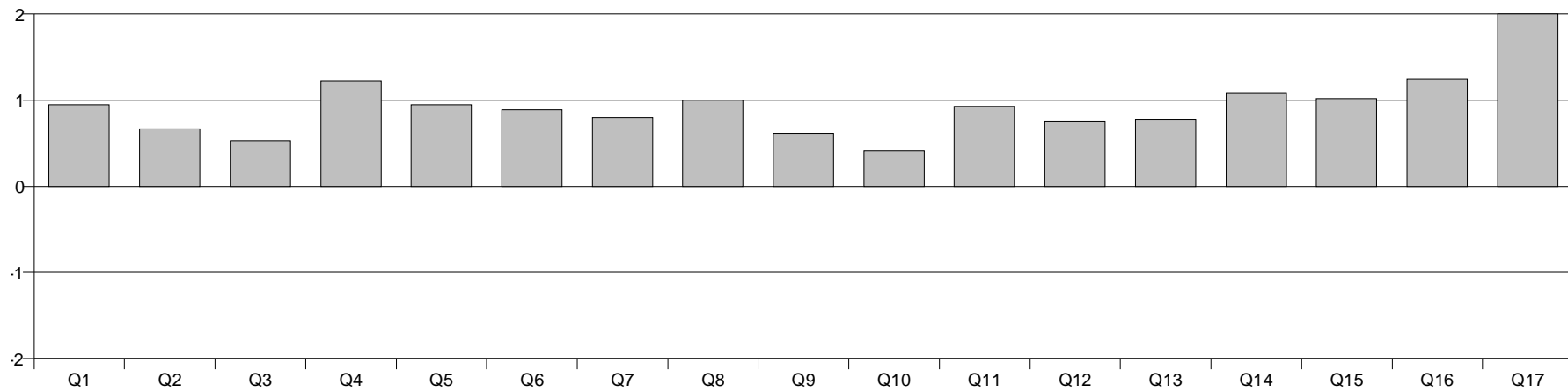


Table 2: Aspects of the course which students considered were most and least satisfactory

	Assessment arrangements	Course content	Course organisation	Equipment and resources	Feedback on progress	Materials / handouts	Teaching / supervision
22. Most satisfactory aspects	17	42	21	9	1	15	32
23. Least satisfactory aspects	8	1	14	15	26	13	9

Table 3: Ranked list of three most and least satisfactory aspects of the course

Most satisfactory aspects	
Course content	42
Teaching / supervision	32
Course organisation	21

Least satisfactory aspects	
Feedback on progress	26
Equipment and resources	15
Course organisation	14

Course: CL1560 (22 students)

Batch 301019 (22 students): Session Autumn 06/7; Seminar Prof Brodersen

Responses received: 12 (55%)

RESULTS BY BATCH

Table 1: Responses to questions 1 to 16	Responses to question	Mean score	Disagree						Agree			
			-2	-1	0	1	2					
The quality of teaching and/or supervision												
1. The tutor(s) explained things well	12	1.5	0	0%	0	0%	0	0%	6	50%	6	50%
2. The tutor(s) made the subject interesting	12	1.3	0	0%	0	0%	0	0%	9	75%	3	25%
3. The tutor(s) provided opportunities to participate and ask questions	12	1.3	0	0%	1	8%	0	0%	5	42%	6	50%
The way the course was organised												
4. Information provided about the course was accurate	12	1.6	0	0%	0	0%	0	0%	5	42%	7	58%
5. The course was well organised and ran smoothly	12	1.6	0	0%	0	0%	0	0%	5	42%	7	58%
6. It was clear from the start what was expected of me	11	1.3	0	0%	1	9%	0	0%	5	45%	5	45%
7. I was generally given enough time to understand the things I had to learn	12	1.5	0	0%	0	0%	0	0%	6	50%	6	50%
8. The overall amount of work expected from me was realistic and appropriate	12	1.4	0	0%	1	8%	0	0%	4	33%	7	58%
The assessment on the course												
9. It was made clear to me what standard of work I was expected to achieve	12	1.2	0	0%	0	0%	2	17%	6	50%	4	33%
10. I received helpful feedback on my progress during the course	12	0.9	0	0%	1	8%	3	25%	4	33%	4	33%
Learning resources												
11. Materials given out before and during the course were helpful	12	1.3	0	0%	0	0%	0	0%	8	67%	4	33%
12. The library and computing resources were good enough for my needs	12	1.3	0	0%	0	0%	2	17%	4	33%	6	50%
13. The room(s) in which I was taught were satisfactory	12	1.5	0	0%	0	0%	1	8%	4	33%	7	58%
Overall satisfaction with the course												
14. The course was intellectually stimulating	12	1.7	0	0%	0	0%	0	0%	4	33%	8	67%
15. I was committed to the course and did the work which was expected of me	12	1.7	0	0%	0	0%	1	8%	2	17%	9	75%
16. Overall this was a good course	12	1.8	0	0%	0	0%	0	0%	3	25%	9	75%

Histogram showing the mean score for questions 1 to 16

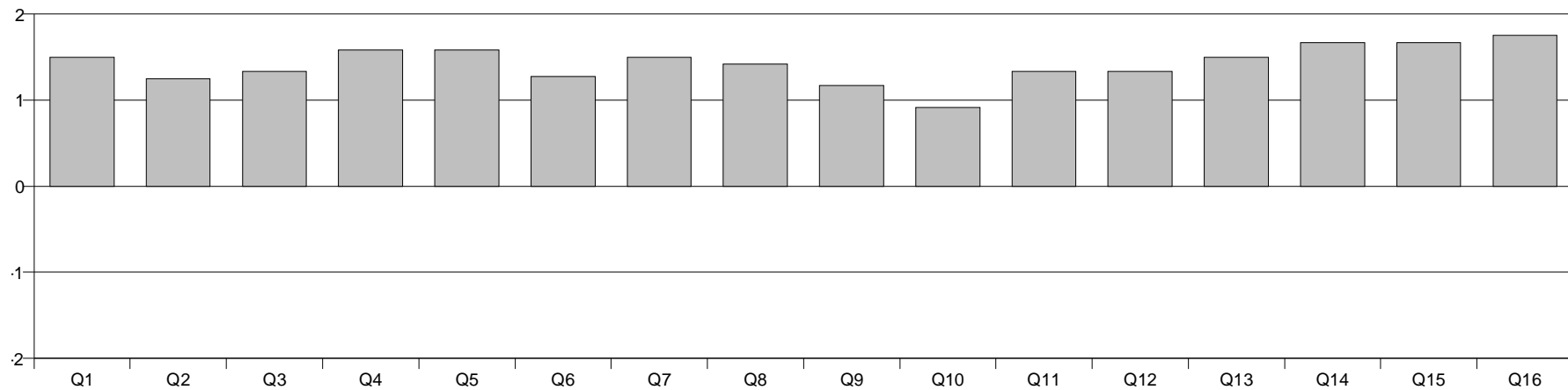


Table 2: Aspects of the course which students considered were most and least satisfactory

	Assessment arrangements	Course content	Course organisation	Equipment and resources	Feedback on progress	Materials / handouts	Teaching / supervision
22. Most satisfactory aspects	3	9	6	0	2	2	11
23. Least satisfactory aspects	4	0	2	3	2	1	0

Table 3: Ranked list of three most and least satisfactory aspects of the course

Most satisfactory aspects	
Teaching / supervision	11
Course content	9
Course organisation	6

Least satisfactory aspects	
Assessment arrangements	4
Equipment and resources	3
Course organisation	2
Feedback on progress	2

Course: CL1560 (22 students)

Batch 301020 (22 students): Session Autumn 06/7; Seminar Prof Brodersen

Responses received: 28 (127%)

RESULTS BY BATCH

Table 1: Responses to questions 1 to 16	Responses to question	Mean score	Disagree						Agree			
			-2		-1		0		1		2	
The quality of teaching and/or supervision												
1. The tutor(s) explained things well	27	1.3	0	0%	1	4%	1	4%	13	48%	12	44%
2. The tutor(s) made the subject interesting	27	1.0	0	0%	0	0%	6	22%	14	52%	7	26%
3. The tutor(s) provided opportunities to participate and ask questions	27	1.4	0	0%	1	4%	1	4%	10	37%	15	56%
The way the course was organised												
4. Information provided about the course was accurate	28	1.2	0	0%	1	4%	3	11%	14	50%	10	36%
5. The course was well organised and ran smoothly	27	1.1	0	0%	1	4%	4	15%	14	52%	8	30%
6. It was clear from the start what was expected of me	27	0.9	0	0%	1	4%	5	19%	16	59%	5	19%
7. I was generally given enough time to understand the things I had to learn	27	1.0	0	0%	2	7%	6	22%	9	33%	10	37%
8. The overall amount of work expected from me was realistic and appropriate	27	1.0	0	0%	0	0%	7	26%	13	48%	7	26%
The assessment on the course												
9. It was made clear to me what standard of work I was expected to achieve	27	0.8	1	4%	0	0%	9	33%	11	41%	6	22%
10. I received helpful feedback on my progress during the course	27	0.6	0	0%	1	4%	13	48%	10	37%	3	11%
Learning resources												
11. Materials given out before and during the course were helpful	28	1.0	0	0%	0	0%	5	18%	17	61%	6	21%
12. The library and computing resources were good enough for my needs	27	0.6	0	0%	2	7%	10	37%	11	41%	4	15%
13. The room(s) in which I was taught were satisfactory	27	0.5	1	4%	3	11%	7	26%	13	48%	3	11%
Overall satisfaction with the course												
14. The course was intellectually stimulating	27	1.1	0	0%	0	0%	6	22%	11	41%	10	37%
15. I was committed to the course and did the work which was expected of me	27	0.8	0	0%	2	7%	8	30%	11	41%	6	22%
16. Overall this was a good course	27	1.3	0	0%	0	0%	2	7%	16	59%	9	33%

Histogram showing the mean score for questions 1 to 16

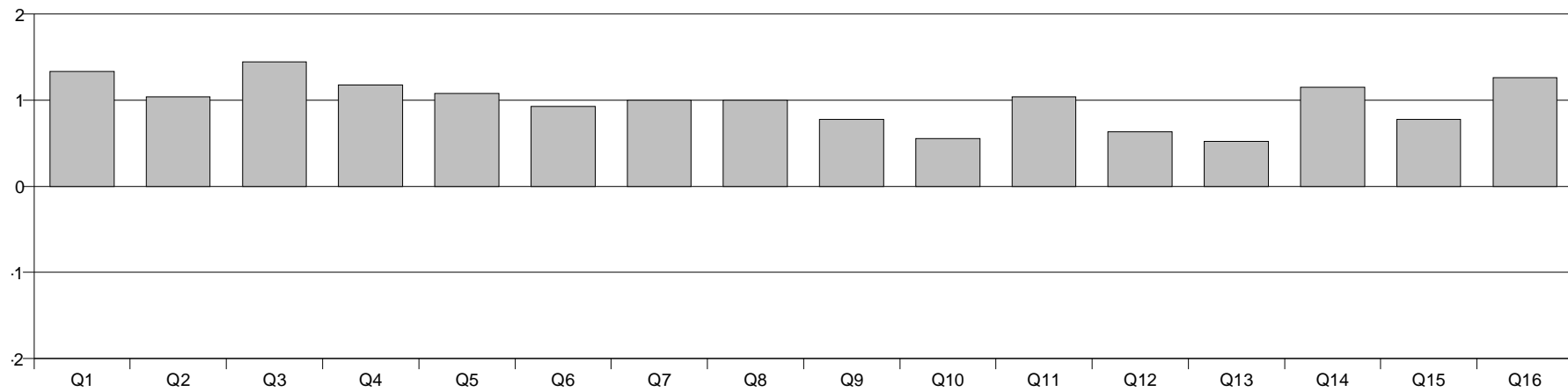


Table 2: Aspects of the course which students considered were most and least satisfactory

	Assessment arrangements	Course content	Course organisation	Equipment and resources	Feedback on progress	Materials / handouts	Teaching / supervision
22. Most satisfactory aspects	5	18	17	5	3	7	22
23. Least satisfactory aspects	6	2	3	10	15	6	1

Table 3: Ranked list of three most and least satisfactory aspects of the course

Most satisfactory aspects	
Teaching / supervision	22
Course content	18
Course organisation	17

Least satisfactory aspects	
Feedback on progress	15
Equipment and resources	10
Assessment arrangements	6
Materials / handouts	6

Course: CL1560 (22 students)

Batch 301021 (22 students): Session Autumn 06/7; Seminar Michael Ng

Responses received: 14 (64%)

RESULTS BY BATCH

Table 1: Responses to questions 1 to 16	Responses to question	Mean score	Disagree						Agree			
			-2		-1		0		1		2	
The quality of teaching and/or supervision												
1. The tutor(s) explained things well	14	1.6	0	0%	0	0%	0	0%	6	43%	8	57%
2. The tutor(s) made the subject interesting	14	1.5	0	0%	0	0%	1	7%	5	36%	8	57%
3. The tutor(s) provided opportunities to participate and ask questions	13	1.8	0	0%	0	0%	0	0%	3	23%	10	77%
The way the course was organised												
4. Information provided about the course was accurate	14	1.5	0	0%	0	0%	2	14%	3	21%	9	64%
5. The course was well organised and ran smoothly	14	1.6	0	0%	0	0%	2	14%	2	14%	10	71%
6. It was clear from the start what was expected of me	14	1.3	0	0%	0	0%	3	21%	4	29%	7	50%
7. I was generally given enough time to understand the things I had to learn	14	1.6	0	0%	0	0%	2	14%	2	14%	10	71%
8. The overall amount of work expected from me was realistic and appropriate	12	1.4	0	0%	1	8%	1	8%	2	17%	8	67%
The assessment on the course												
9. It was made clear to me what standard of work I was expected to achieve	14	1.3	0	0%	0	0%	3	21%	4	29%	7	50%
10. I received helpful feedback on my progress during the course	14	1.2	0	0%	0	0%	4	29%	3	21%	7	50%
Learning resources												
11. Materials given out before and during the course were helpful	14	1.3	0	0%	2	14%	0	0%	4	29%	8	57%
12. The library and computing resources were good enough for my needs	14	0.6	0	0%	3	21%	3	21%	5	36%	3	21%
13. The room(s) in which I was taught were satisfactory	14	1.1	0	0%	0	0%	3	21%	6	43%	5	36%
Overall satisfaction with the course												
14. The course was intellectually stimulating	14	1.6	0	0%	0	0%	1	7%	3	21%	10	71%
15. I was committed to the course and did the work which was expected of me	14	1.6	0	0%	0	0%	1	7%	4	29%	9	64%
16. Overall this was a good course	14	1.6	0	0%	0	0%	1	7%	3	21%	10	71%

Histogram showing the mean score for questions 1 to 16

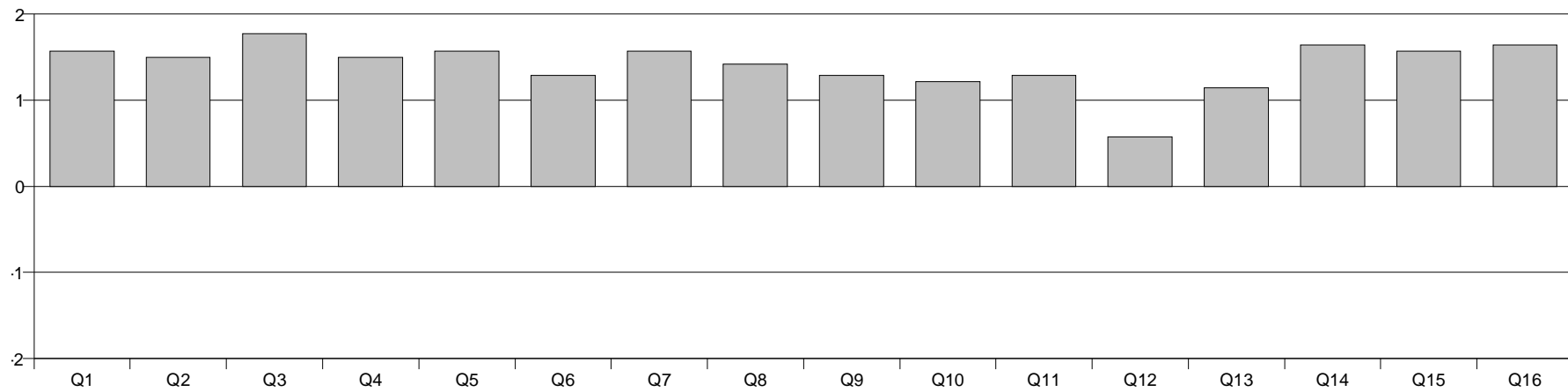


Table 2: Aspects of the course which students considered were most and least satisfactory

	Assessment arrangements	Course content	Course organisation	Equipment and resources	Feedback on progress	Materials / handouts	Teaching / supervision
22. Most satisfactory aspects	3	9	6	0	3	2	12
23. Least satisfactory aspects	2	0	1	4	2	2	0

Table 3: Ranked list of three most and least satisfactory aspects of the course

Most satisfactory aspects	
Teaching / supervision	12
Course content	9
Course organisation	6

Least satisfactory aspects	
Equipment and resources	4
Assessment arrangements	2
Feedback on progress	2
Materials / handouts	2

Course: CL1560 (67 students)

Session 06/7

Responses received: 108 (81%) out of 133 questionnaires issued

RESULTS BY COURSE

Table 1: Responses to questions 1 to 17	Responses to question	Mean score	Disagree						Agree			
			-2		-1		0		1		2	
The quality of teaching and/or supervision												
1. The tutor(s) explained things well	107	1.2	0	0%	3	3%	15	14%	48	45%	41	38%
2. The tutor(s) made the subject interesting	107	0.9	2	2%	6	6%	21	20%	46	43%	32	30%
3. The tutor(s) provided opportunities to participate and ask questions	105	1.0	1	1%	7	7%	22	21%	35	33%	40	38%
The way the course was organised												
4. Information provided about the course was accurate	108	1.3	0	0%	3	3%	13	12%	42	39%	50	46%
5. The course was well organised and ran smoothly	107	1.1	0	0%	5	5%	15	14%	48	45%	39	36%
6. It was clear from the start what was expected of me	106	1.0	2	2%	4	4%	20	19%	47	44%	33	31%
7. I was generally given enough time to understand the things I had to learn	107	1.0	1	1%	8	7%	17	16%	42	39%	39	36%
8. The overall amount of work expected from me was realistic and appropriate	104	1.1	2	2%	5	5%	14	13%	43	41%	40	38%
The assessment on the course												
9. It was made clear to me what standard of work I was expected to achieve	107	0.8	2	2%	5	5%	31	29%	43	40%	26	24%
10. I received helpful feedback on my progress during the course	106	0.6	0	0%	10	9%	42	40%	33	31%	21	20%
Learning resources												
11. Materials given out before and during the course were helpful	108	1.0	0	0%	7	6%	17	16%	48	44%	36	33%
12. The library and computing resources were good enough for my needs	107	0.8	0	0%	7	7%	34	32%	43	40%	23	21%
13. The room(s) in which I was taught were satisfactory	107	0.8	2	2%	9	8%	22	21%	45	42%	29	27%
Overall satisfaction with the course												
14. The course was intellectually stimulating	107	1.2	0	0%	3	3%	18	17%	37	35%	49	46%
15. I was committed to the course and did the work which was expected of me	107	1.1	0	0%	5	5%	21	20%	39	36%	42	39%
16. Overall this was a good course	107	1.4	0	0%	0	0%	14	13%	41	38%	52	49%
Additional questions from the department												
17.	1	2.0	0	0%	0	0%	0	0%	0	0%	1	100%

Histogram showing the mean score for questions 1 to 17

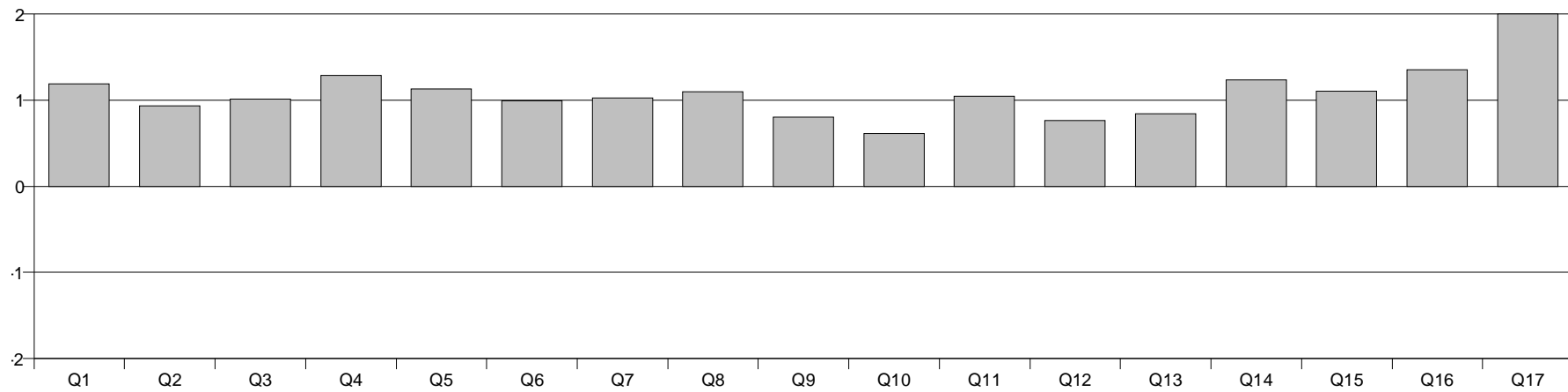


Table 2: Aspects of the course which students considered were most and least satisfactory

	Assessment arrangements	Course content	Course organisation	Equipment and resources	Feedback on progress	Materials / handouts	Teaching / supervision
22. Most satisfactory aspects	28	78	50	14	9	26	77
23. Least satisfactory aspects	20	3	20	32	45	22	10

Table 3: Ranked list of three most and least satisfactory aspects of the course

Most satisfactory aspects	
Course content	78
Teaching / supervision	77
Course organisation	50

Least satisfactory aspects	
Feedback on progress	45
Equipment and resources	32
Materials / handouts	22